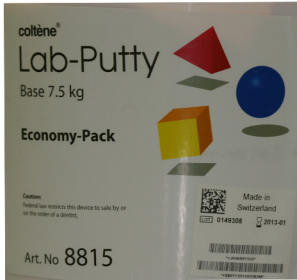


Steps to Duplicating a Full Denture

1



Silicone Material

2



Acclerant

3



Knead together

4



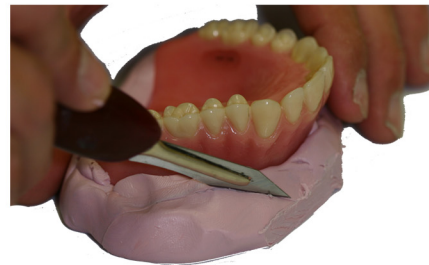
Force into intaglio surface

5



Force into ridge area

6



Cut edges straight (optional)

7



Ease cast separation

8



Apply to silicone

9



Wax balls for spruing

10



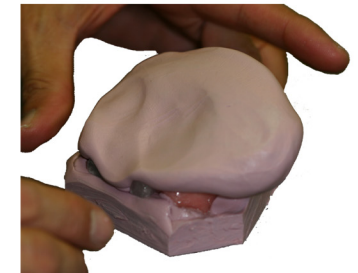
More silicone

11



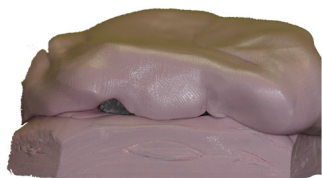
Force Silicone into palate

12



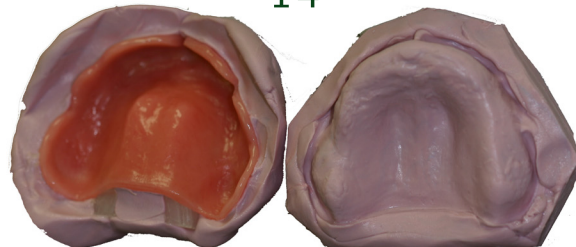
Complete the silicone flask

13



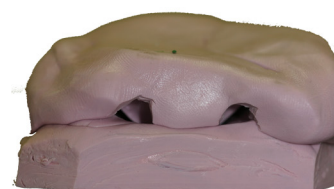
Silicone flask complete

14



Separate and remove denture

15



Send to Lab



ROE Dental Laboratory
9565 Midwest Ave
Garfield HTS, OH 44125
800 228 6663
www.roedentallab.com