





CT Planning Quick Start Guide


No Scan*
Appliance


- 

Scan patient
Separate teeth with cotton rolls
- 

Upload Data to ROE Dental Laboratory
www.roeplan.com
- 


Fax Signed
CT Order Form (each case)
Surgical Guide Agreement (1 time)
216 663 2237 f
- 


Ship
Master-quality casts, bite registration, and study model (when needed)
- 


Join ROE online
to plan case
- 


Receive Surgical guide(s) and Drill Report


**
Scan Appliance


- 

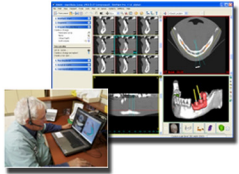
Ship
1 Master-quality casts, bite and study model (when needed)
2 CT Order Form
3 Surgical Guide Agreement (1 time)
- 


Evaluate
ROE Creates diagnostic work up
- 

Receive Radiographic guide and cotton rolls
- 

Scan Patient with appliance seated
Separate arches with cotton rolls
- 

Scan Appliance only on foam
(Galileos & Kodak users call ROE first)
- 

Upload Data to ROE Dental Laboratory
www.roeplan.com
- 

Join ROE online
to plan case
- 

Receive Surgical guide(s) and Drill Report

for support
800 228 6663



Refer to CT Manual for more details *page 4 **page 7